



WSET EBOOKS

Student Guidance

v1 – Feb2025

Contents

Introduction.....	2
WSET eBook sites and platforms	2
Important login information.....	2
The Online eBook Reader.....	3
Creating an Online Reader account	3
Android and iOS apps	5
Resetting your password	6
Forgotten password	6
FAQs and Troubleshooting	7
FAQs.....	7
Troubleshooting.....	8
System Requirements	9

Introduction

This guidance is for students utilizing eBooks for WSET Level 1, 2 and 3 qualifications, for Diploma please contact your APP.

WSET eBook sites and platforms

This guide will cover the various platforms, sites and apps used with eBooks. These include:

- WSET Online eBook Reader:
- WSET eBooks – iOS and Android apps

Important login information

Online Classroom vs WSET eBook Online Reader

The Online Classroom and the WSET eBook reader are different platforms, and you **will need different login details** to access these platforms. See 'The Online eBook Reader' for details on how to set login details for the eBook reader.

eBooks with multiple APPs

Before redeeming an access code, it is important to note that if you were once pursuing a qualification with an APP who differs from your current APP, you will need to create a secondary eBook account, as pre-existing eBook accounts cannot be merged.

The Online eBook Reader

This section provides guidance on how to access eBooks on the online reader (ebooks.wsetglobal.com).

First time users need to register an account online and add their eBooks to their account

Creating an Online Reader account

Redeeming the access code

1. Once your access code is ready to be redeemed, go to <https://ebooks.wsetglobal.com/>
2. Click the **Access Code** tab.
3. Enter your access code and click **Send**.

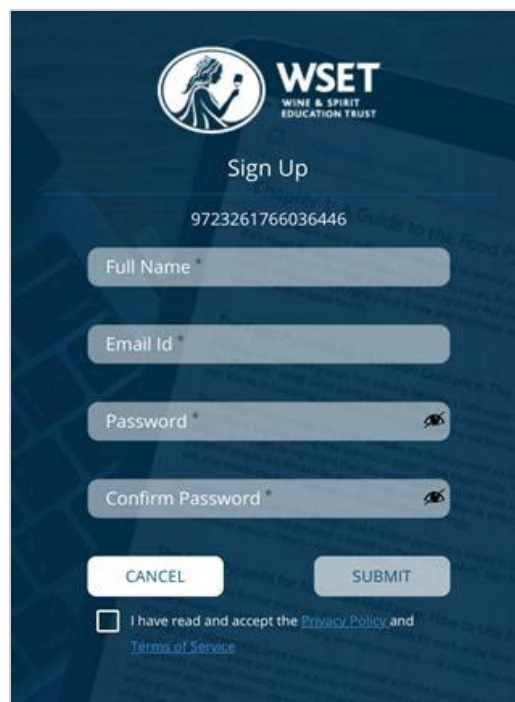


4. You will then be prompted to enter your details and create a username and a password (between 8- 16 characters).

Please ensure that you are double checking your email address in the 'Email Id' field. Incorrect email addresses will still permit you to create an account, however, your code will then be registered to that email address, and this cannot be undone.

You are required to accept the *Privacy Policy* and *Terms of Service* before submitting your details.

5. Submitting your details will automatically create an account, and you will receive a welcome email from WSET eBooks with further directions.



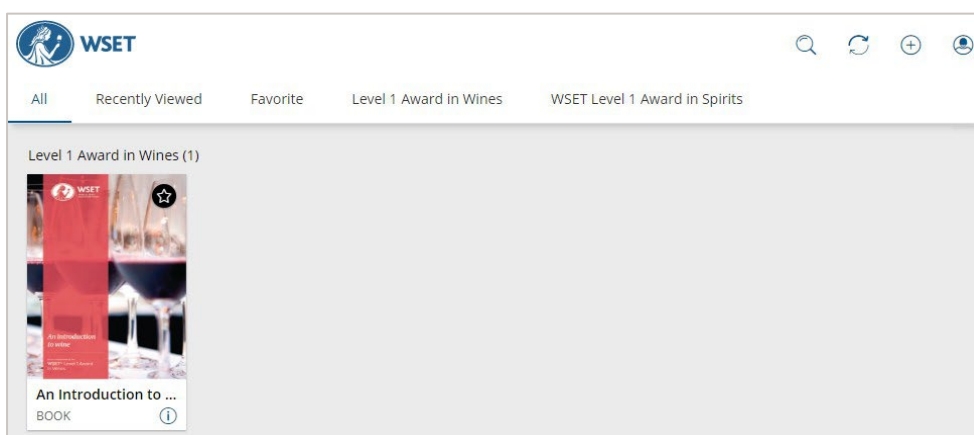
Licence Period Activation

eBooks become active upon redemption of the access code. Your licence period will begin from the date of redemption.

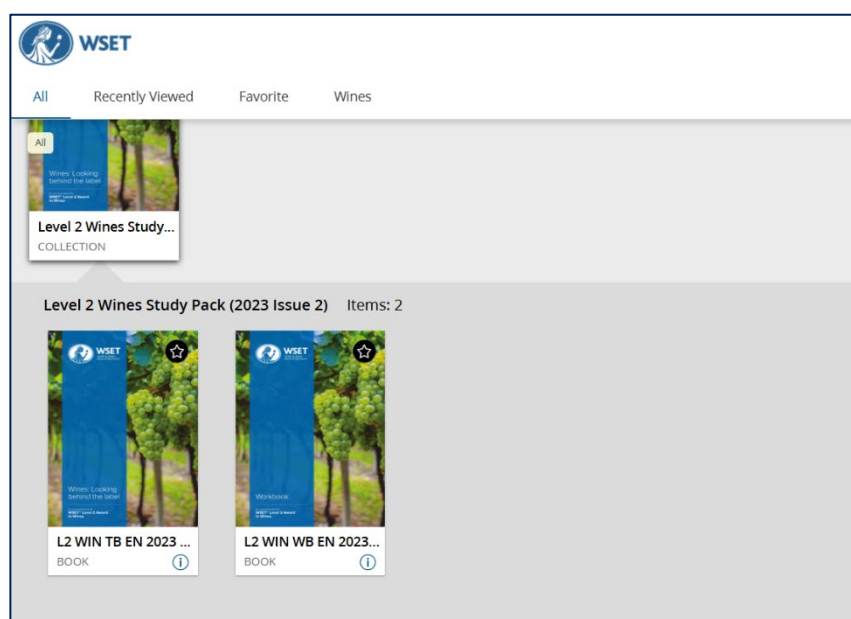
Level 1	1 year
Level 2 (Wines, Sake)	1 year
Level 2 (Spirits, Beer)	2 years (1 year from 1 August, 2025)
Level 3	2 years

Adding the first eBook to an account

After submitting your details, you will be taken to your bookshelf where you will be able to see the eBook associated with the access code you entered; helpful guides will also populate for you if you are a new user.



If an eBook code is for a study pack, it will be labeled 'Collection'. Upon selecting this, you will be directed to a drop down that presents both components of the applicable study pack.



Accessing an eBook account after initial code redemption

After setting up an account, the digital library can be accessed using the **Sign In** tab.


Access codes only need to be redeemed one time.


 The image shows the WSET eBooks sign-in interface. At the top left is the WSET logo. To its right is the text 'WSET WINE & SPIRIT EDUCATION TRUST'. Below the logo, the words 'Sign In' are highlighted with a red rectangle. To the right of 'Sign In' is the label 'Access Code'. Below these are three input fields: 'Username', 'Password' (with an eye icon for toggling visibility), and a 'Sign In' button. At the bottom, there is a 'Remember me' checkbox and a 'Forgot Password?' link.

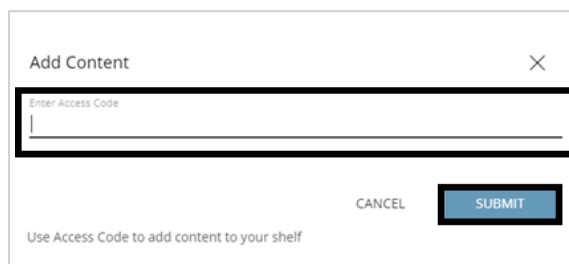
Adding additional eBooks to an account

The below details how to add additional eBooks to an account:

1. Click '+' in the top right-hand corner of the bookshelf.



2. Add an access code and click **Submit**. Repeat these steps for all the other access codes. Please note that codes can only be redeemed once.


 The image shows a dialog box titled 'Add Content' with a close button (X) in the top right corner. Inside the dialog, there is a text input field labeled 'Enter Access Code'. Below the input field are two buttons: 'CANCEL' and 'SUBMIT' (highlighted with a black rectangle). At the bottom of the dialog, there is a small text label: 'Use Access Code to add content to your shelf'.

Android and iOS apps

After registering and adding eBooks to an account, students can download the WSET eBooks app and log in with the username and password they set up for their account. eBooks apps can be accessed via the links below:

[WSET eBooks Android app](#)
[WSET eBooks iOS app](#)

The app logo is as follows

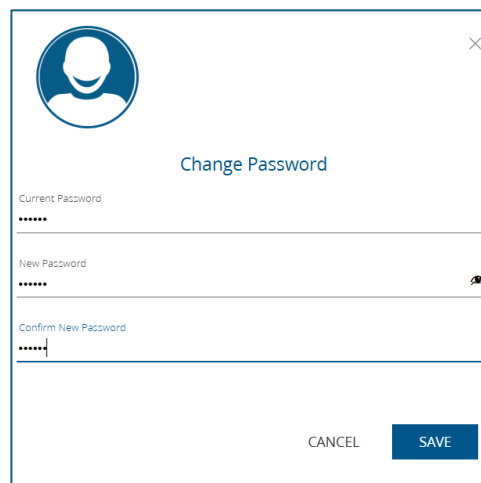


Resetting your password

You can reset your passwords from your Online Reader **profile**:



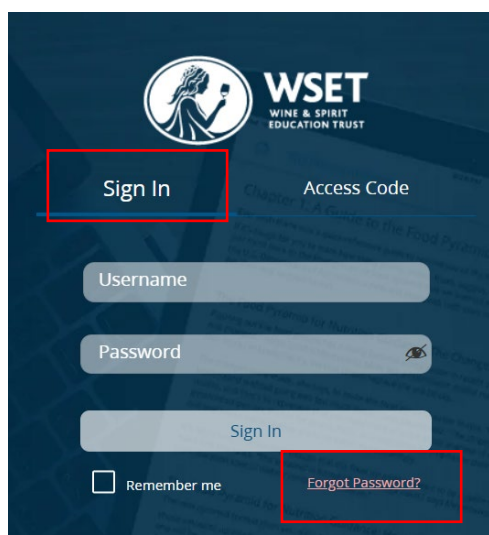
Choose your new password on the following screen and select **save**:



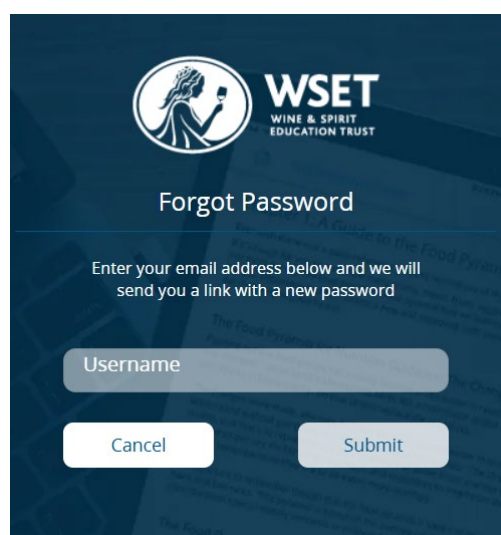
A screenshot of the 'Change Password' form. It features a user profile icon at the top left. The form has three input fields: 'Current Password', 'New Password', and 'Confirm New Password', each followed by a series of dots for password masking. At the bottom right, there are two buttons: 'CANCEL' and 'SAVE'.

Forgotten password

If you have forgotten your password, don't worry, you can request a reset link. Go to the **sign in** page and hit '**forgot password**', enter your email and a link will be sent to you to reset your password.



A screenshot of the 'Sign In' page. It features the WSET logo at the top. Below the logo, there is a 'Sign In' button highlighted with a red box. Underneath, there are input fields for 'Username' and 'Password'. A 'Sign In' button is located below the password field. At the bottom left, there is a 'Remember me' checkbox. At the bottom right, there is a 'Forgot Password?' link highlighted with a red box.



A screenshot of the 'Forgot Password' page. It features the WSET logo at the top. Below the logo, there is a heading 'Forgot Password'. Underneath, there is a text prompt: 'Enter your email address below and we will send you a link with a new password'. Below this, there is an input field for 'Username'. At the bottom, there are two buttons: 'Cancel' and 'Submit'.

FAQs and Troubleshooting

FAQs

Which email should I use when registering on the eBook platform?

- Even though you can use any email address, we recommend self-registering with the same email address you provided your course provider when registering for your course.

Is there a limit on the number of devices that can be used to read WSET eBooks?

- WSET eBooks can be used on a maximum of three [3] devices.

Can I download and print the eBook or my notes?

- You will have access to your notes for as long as you have access to your eBooks. It is not possible to download or print the eBook or any notes that are made on the eBook reader.

Why do the pages in the thumbnail view in the eBook reader not align with the page numbers given on each page (or in the printed book)?

- The thumbnail view (and eBook reader software in general) counts each page including the front cover and contents. The page numbers within the book start at the first chapter.

Can eBooks be downloaded for use offline?

- You can download the eBooks within the app to be able to access them offline. If you are using the online eBook reader (<https://ebooks.wsetglobal.com>), you will only be able to access your books online.

Troubleshooting

Below are some common login and access code issues and solutions:

I'm getting a 'user not found' error	<p>Make sure you have downloaded the WSET eBooks app:</p> <ul style="list-style-type: none"> - WSET eBooks Android app - WSET eBooks iOS app <p>Ensure you have registered on the online eBook reader (https://ebooks.wsetglobal.com) before trying to log in through an app.</p>
I can't redeem my access code	<p>1. Check that you are using either the Android app or the web browser version – you cannot redeem codes on the iOS app.</p> <p>2. Make sure you are in the "Access Code" tab, not the 'Sign In' tab.</p> <p>Most issues arise when students are trying to log in on the wrong website or try to sign in before redeeming a code.</p>
I had a previous eBook with another APP	<p>You will need to create a new account with a new email address. We cannot merge accounts or add the new eBooks to a student's old account.</p>
I'm a Diploma student	<p>You cannot use the same account for Diploma codes and Levels 1-3. You will need to create a new account to access diploma codes.</p>
I created an additional account	<p>A common mistake we see is, students will create 2 different accounts with each access code or redeem multiple codes with a mistyped email address for one, and a correct email address for another. If this is the case, we can no longer merge accounts. You will have to use the two different logins.</p>
I need my password reset	<p>Please inform your course provider who will contact us to request a password reset, make sure to provide them with your:</p> <ul style="list-style-type: none"> - Email address - Access code(s)

If you have troubleshooted as above and are still having problems, please reach out to your course provider ensuring you provide the details below:

1. The email address that is affiliated with your account
2. The access code(s) assigned to you
3. A screenshot of the error you are seeing
4. The device/operating system that you are using to access your eBooks

System Requirements

Please see below the devices and operating systems supporting WSET eBooks online reader:

Platform/Device	Operating System	Min. Resolution	Min. Browser Version	Recommended Browser
Desktop/Laptop	Windows 10/11 (6 GB RAM and above, 160 GB+ space available)	1024 x 768	Google Chrome 129 & above, Firefox 131 & above, Microsoft Edge 129 & above	Google Chrome
Mac OS	Mac 13+ (6 GB RAM and above, 160 GB+ space available)	1024 x 768	Safari 17 & above, Google Chrome 129 & above	Safari
Chrome OS	Chromebook	1024 x 768	Chrome OS 129 & above	

Below is the list of permitted devices for installing and using the WSET eBooks iOS and Android apps. You can also check here.

Platform	Permitted Devices
iOS 16+ <ul style="list-style-type: none"> 2 GB RAM and above 64 GB+ space available 	<ul style="list-style-type: none"> Tablets: iPad Air 11, iPad 6, iPad Air 5th Gen, iPad Pro & above Mobiles: iPhone 12 Mini, iPhone X, iPhone XR, iPhone 12 Pro, iPhone 13 & iPhone 14
Android 13.0+ <ul style="list-style-type: none"> 4 GB RAM and above 15 GB+ space available 	<ul style="list-style-type: none"> Tablets: Samsung Galaxy Tab S8 5g, Lenovo Tab P11 Pro, Lenovo Tab P12 Mobiles: Google Pixel 3 XL, OnePlus 8, Google Pixel 6, Google Pixel 7, Google Pixel 4A